

# Research England funding allocations

In 2023-24, [Research England](#) allocated £362.3m (13.7% of the total) to the Midlands, equating to £33.1 per capita. In comparison, London received £742.6m (28.0% of the total) with £83.8 per capita – more than double that of the Midlands, despite the Midlands having some of the world’s leading HE providers.

Research England allocates funding to English Higher Education Providers (HEPs), primarily through formula-based grants which are supplemented by some competitive funding streams. Each year the UK Government advises Research England to confirm available funding to HEPs, with Research England handling the allocation process.

To date, Research England has allocated approximately £2.7bn funds throughout the 2023-24 period. Breaking down this funding by its type and allocation shows that:

## INSIGHTS

**£2,241.0m (84.5%)** was allocated into recurring Quality Research (QR) and Higher Education Innovation Fund (HEIF) grants.

This stream of funding is formula-based, recurring every year. QR funding is informed by the Research Excellence Framework (REF), meanwhile, the HEIF supports knowledge exchange between HEPs which benefits society and the economy.

**£220.0m (8.3%)** was allocated in recurring Research Capital Investment Fund (RCIF) grants.

RCIF grants are also formula-based, to support the long-term sustainability of research, including contributions to replace premises of infrastructure, improved use of space, and increased sharing and use of research equipment.

**£74.7m (2.8%)** was allocated in non-recurrent financial year grants.

This funding stream is for one-off grants including the Regional Innovation Fund (RIF)<sup>1</sup> and the ISPF institutional support grant (ODA).

**£105.5m (4.0%)** was allocated into further academic year allocations

Further academic year allocations include additional streams of funding given out by Research England, including the Policy Support Fund which supports universities in undertaking research with local, regional, national and international structures<sup>2</sup>.

**£11.7m (0.4%)** was allocated into the Museums, Galleries and Collections fund.

This funding stream supports infrastructure vital for research and scholarships, including support for university museums, galleries and collections.

1. In this case, one-off grants include DSIT’s extra grant into the RIF of £48.8m. DSIT’s priorities for RIF are to particularly target high performing universities in areas with lower levels of investment in R&D as well as with high performance in regeneration funding, and support universities particularly to focus on business engagement and leading to economic growth.

2. Within the 2023-24 framework the full list of funds/grants include the Policy Support Fund, Specialist Provider Element, Participatory Research funding, Enhancing Research Culture funding, and the HEIF business & commercialisation supplement.

## Allocations by region

Regionally, London has received the most funding with £742.6m (28.0% of the total) whilst the North East received the least with £122.1m (4.6% of the total). Within this, the West and East Midlands were in seventh and eighth place respectively with £191.1 (7.2% of the total) and £171.2m (6.5% of the total).

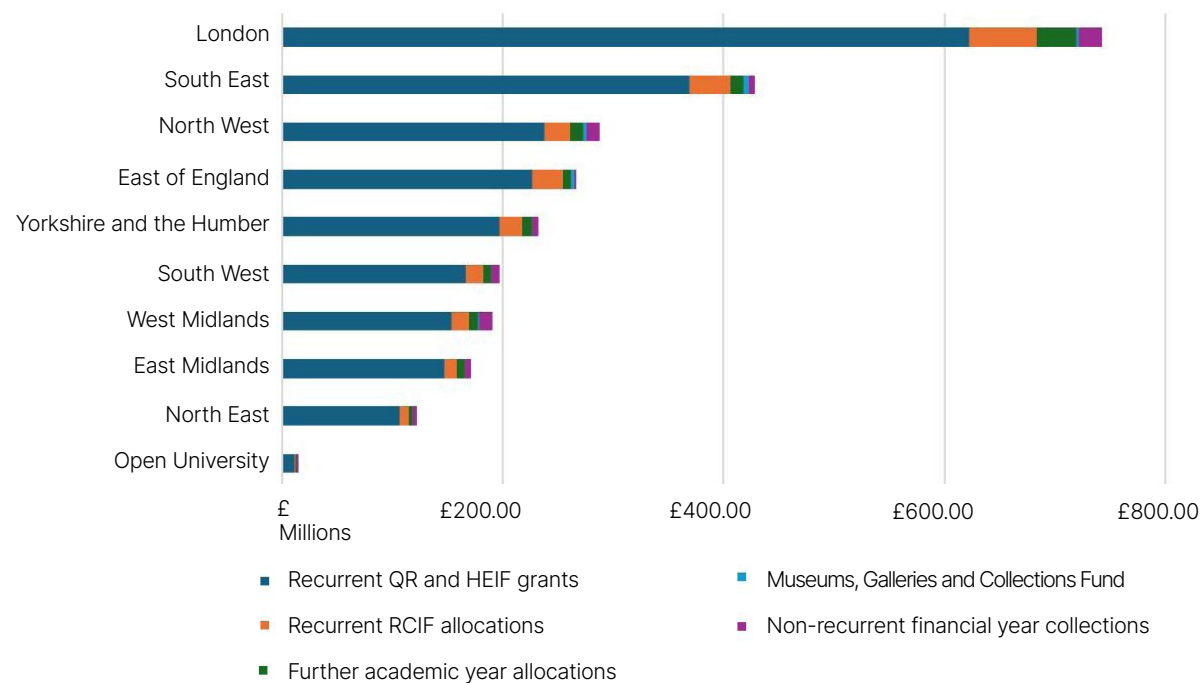


Figure 1. Total Research England Funding Allocations by English Region, 2023-2024

## Allocation per capita

Per capita, London is the highest recipient of Research England grants at £83.8, whilst the West Midlands receives the least at £31.7 – a difference of £52.1. Similarly, the East Midlands is in seventh place with £34.7 per capita – a difference of £49.1 in comparison to London. Overall, London receives nearly double the grant allocations per capita compared to other English regions during this period.

As a proxy for the Midlands Engine, combined per capita funding for the East and West Midlands is £33.1 – placing it amongst the lowest recipients of Research England grants per capita.



Figure 2. Research England Funding Allocations per Capita by English Region, 2023-2024

## Midlands allocation

The Midlands received £362.3m (13.7% of the total) of the total Research England allocation, with £171.2m (47.2% of the Midlands share) going to the East Midlands and £191.1m (52.8% of the Midlands share) going to the West Midlands. Overall, the Midlands received their allocations in the following ways:

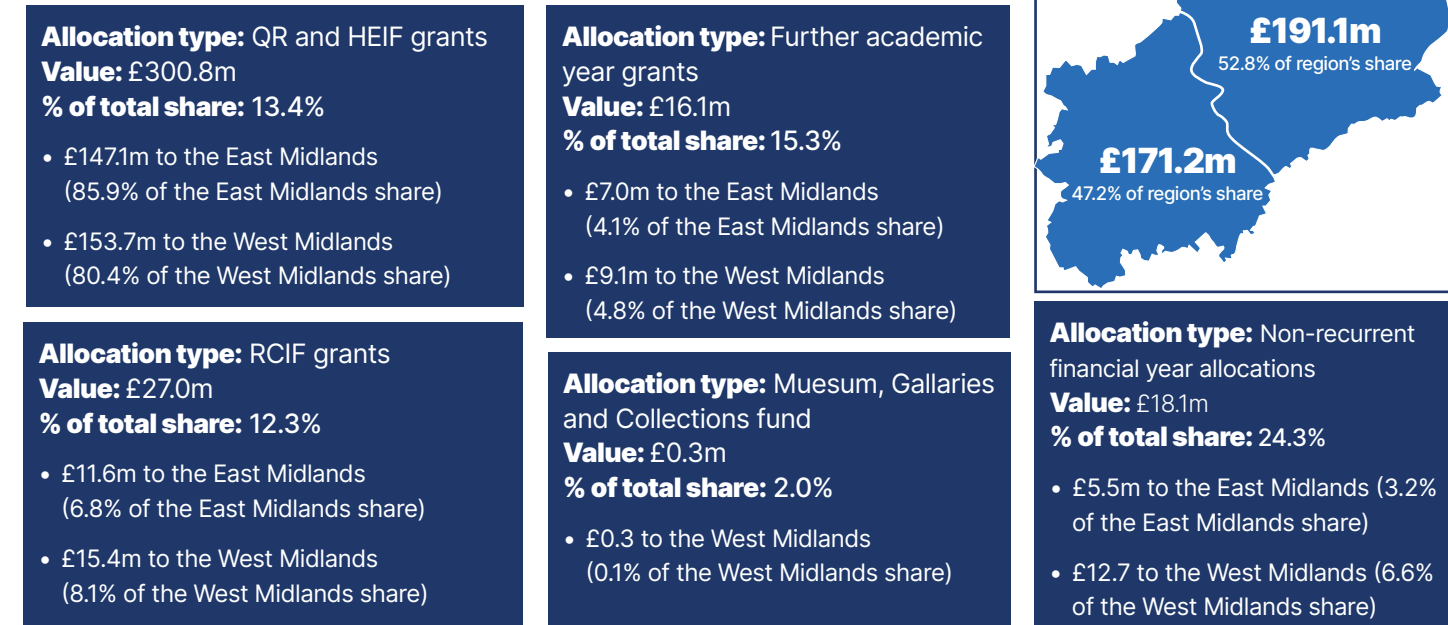
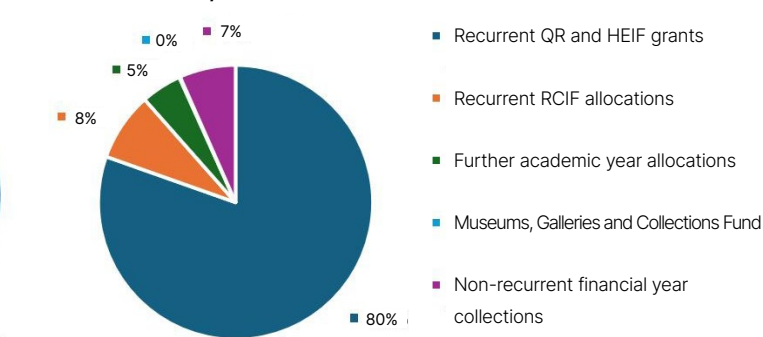


Figure 3. Research England Allocations in the East Midlands, 2023 - 2024



Figure 4. Research England Allocations in the West Midlands, 2023 - 2024



	East Midlands (£m)	%	West Midlands (£m)	%	England (£m)	%
Recurrent QR and HEIF grants	147.1	85.9	153.7	80.4	2,241.0	84.5
Recurrent RCIF allocations	11.6	6.8	15.4	8.1	220.0	8.3
Further academic year allocations	7.0	4.1	9.1	4.8	105.5	4.0
Museums, Galleries and Collections fund	-	0.0	0.3	0.1	11.7	0.4
Non-recurrent financial year allocations	5.5	3.2	12.7	6.6	74.7	2.8
<b>Grand Total</b>	<b>171.2</b>	<b>100</b>	<b>191.1</b>	<b>100</b>	<b>2,653.0</b>	<b>100</b>

Table 1. Total Research England Funding Allocations in the Midlands and England, 2023-2024